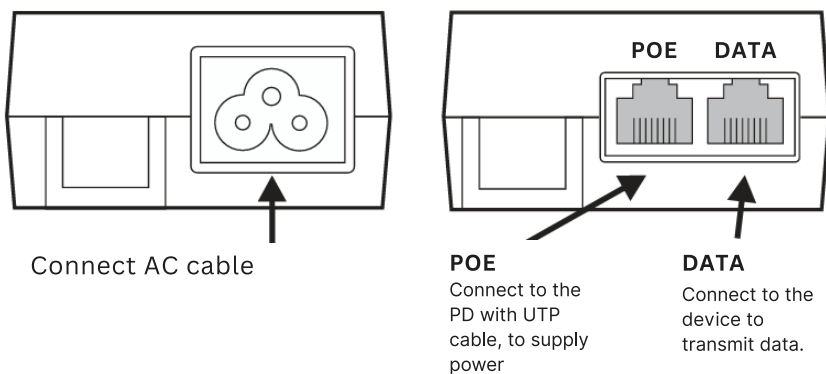
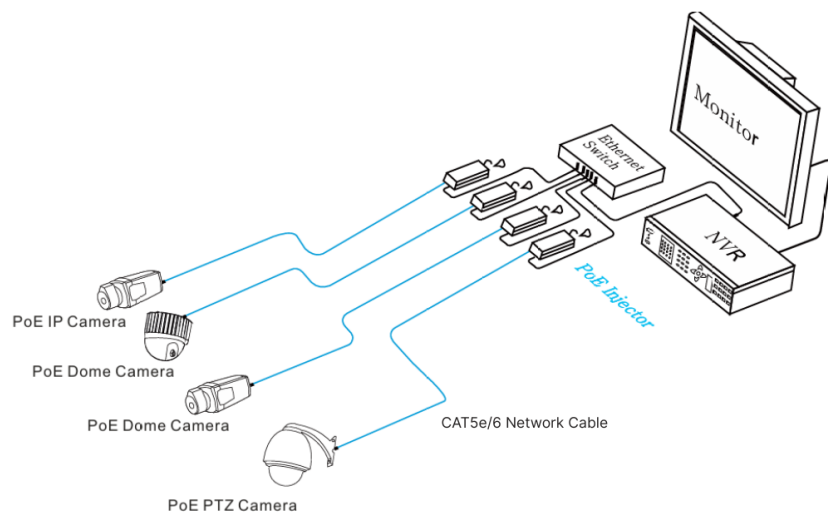


Hardware Description:



Application:

Use the PoE injector with PD to expand your network where there are no power outlets. Use where you need to power devices such as AP's, IP Phones, etc.



Steps:

1. Use a CAT5e or better UTP cable to connect to the DATA IN port.
2. Connect the PoE-powered device to the POE PORT with CAT5e or better cable
3. Connect the AC cord to the back of the injector. Plug in the cord to an AC outlet.



802.3at PoE+ INJECTOR

Powering your network infrastructure with efficiency and precision



USER MANUAL

TP-POE-GD-AT30

www.tyconsystems.com

Tycon® Gigabit Power-over-Ethernet Injector, 802.3at PoE+

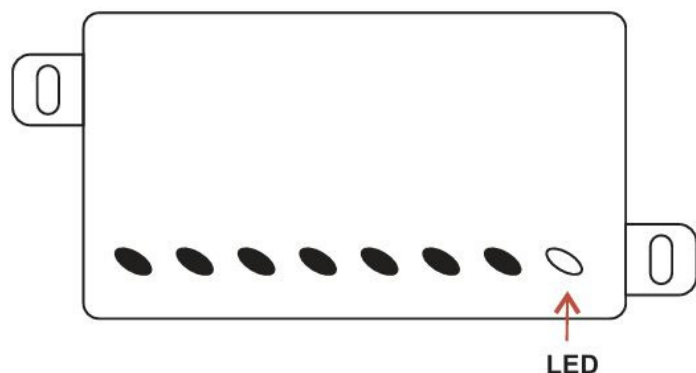
Description

The TP-POE-GD-AT30 is a single port PoE injector. It is fully IEEE 802.3af/at compliant and offers a compact and cost-effective solution for remote powering of WAN access points, IP cameras, VoIP phones and other low density installations.

This PoE injector eliminates the need for external power and any associated cabling. It provides a compact, safe, affordable and reliable solution for existing ethernet infrastructure.

Features

- Fully IEEE 802.3af/at compliant
- Up to 30W of power on 2 pairs
- Autoranging AC Input
- Wide Operating Temperature
- Easy plug-and-play installation
- Multiple protective features



LED

Steady green LED Indicates AC Power Input is present

Steady blue LED indicates the powered device status is good

Specifications:

Item	Description
No. of channels	1
Pass Through Data Rates	10/100/1000 Mbps
Power over Ethernet Output	<ul style="list-style-type: none"> • Pin Assignment: 1/2(-), 3/6(+) • Output Power Voltage: 54 VDC • PoE Port Power: 30W max
Input Power Requirements	AC Input Voltage: 100 ~ 240VAC AC Input Current: 0.5A Frequency: 50/60 Hz
Dimensions	138mm x 63mm x 33.5mm
Indicators	<ul style="list-style-type: none"> • Green = System Power • Blue = PD is Powered
Connectors	Shielded RJ-45, EIA 568A and 568B
Protection	<ul style="list-style-type: none"> • Over current protection • Over load protection • Over voltage protection • Anti-interference protection
Environmental Conditions	<ul style="list-style-type: none"> • Operating Temperature: -20°C to +60°C • Operating Humidity: 90% Non-condensing • Storage Temperature -40 - 60°C • Storage Humidity: Max 90%, Non condensing